



# **Pipe Trades Services Minnesota**

## **Member Portal 5-Step Login Instructions**

**Step 1: Find Member Login at [ptsmn.org](https://ptsmn.org)**

**Step 2: Register for Account**

**Step 3: Find Activation Code**

**Step 4: Activate Account**

**Step 5: Log In**




**If you have any issues, please contact the Fund Office at (651) 645-4540.**




## Step 1: Find Member Login on ptsmn.org

- Go to ptsmn.org
- Click on **MEMBER LOGIN**

*Desktop Version*

PIPE TRADES SERVICES MN | Phone: 651-645-4540 | Contact:  | Home: 




# Pipe Trades Services Minnesota

## HEALTH AND PENSION FUNDS

### To get started choose any of the sections below:


#### Member Login

Click here to log in 

#### Employers

Click [here](#) to learn more about fringe benefit rates and payments. You may also contact our staff for assistance with any matter related to the payment of fringe benefits.


#### Pension Supplement



Plan Ahead For Retirement

Financial Wellness Starts


#### Wellness Center



FAQ's - Pipe Trades Wellness Centers and Premise Health



*Mobile Version*



**Pipe Trades  
Services  
Minnesota**  
**HEALTH AND PENSION FUNDS**

To get started choose  
any of the sections  
below:

---

**Member Login**

[Click here to log in](#) ➔



## Step 2: Register for Account

- Click on **REGISTER FOR ACCOUNT**
- Register for Account
  - Click on each box and fill out the field
  - All fields are required. Incomplete boxes will be marked red.
- Verify Your Identity
  - Click on Last Name, SSN, Date of Birth and fill in each box
- Create Your Account
  - Enter valid email (click on box).
  - Enter it twice
  - Create password (click on box)
  - 8 – 128 characters, 1 capital letter, 1 special character, 1 number
  - Enter it twice
  - Select a security question
  - Enter security answer
- Click **REGISTER FOR ACCESS**



*This is the Login page where you can log in to access your benefit information.  
Click on **CREATE ACCOUNT** to create an account.*



## Participant Login

Log in below to access your benefit information. If you do not have an account, click "Create Account."

Your username is the email you used to register.

[Reset Password](#)


LOG INTO YOUR ACCOUNT

[Create Account](#)



## Register for Account

- Click on each box and fill out the field.
- All fields are required. Incomplete boxes will be marked red.



### Register for Access

Enter your information into the fields below to verify your identity and create your account. Only Pipe Trade Services Minnesota participants can register and log into the website.

All fields are required and must be filled out

#### Verify Your Identity

MM/DD/YYYY

Provided by Fund Office

#### Create Your Account

A valid email address is required.


An activation code will be sent to the email address you provide here. You will need to use this activation code to activate your account and login.


REGISTER FOR ACCESS




**To verify your identity, the Access Code will be provided by the Fund Office. Your Local Number is a six-digit code. Please contact the Fund Office if you have any questions.**


### Verify Your Identity

 Last Name


 Social Security Number

 Birth Date

MM/DD/YYYY

 Access Code

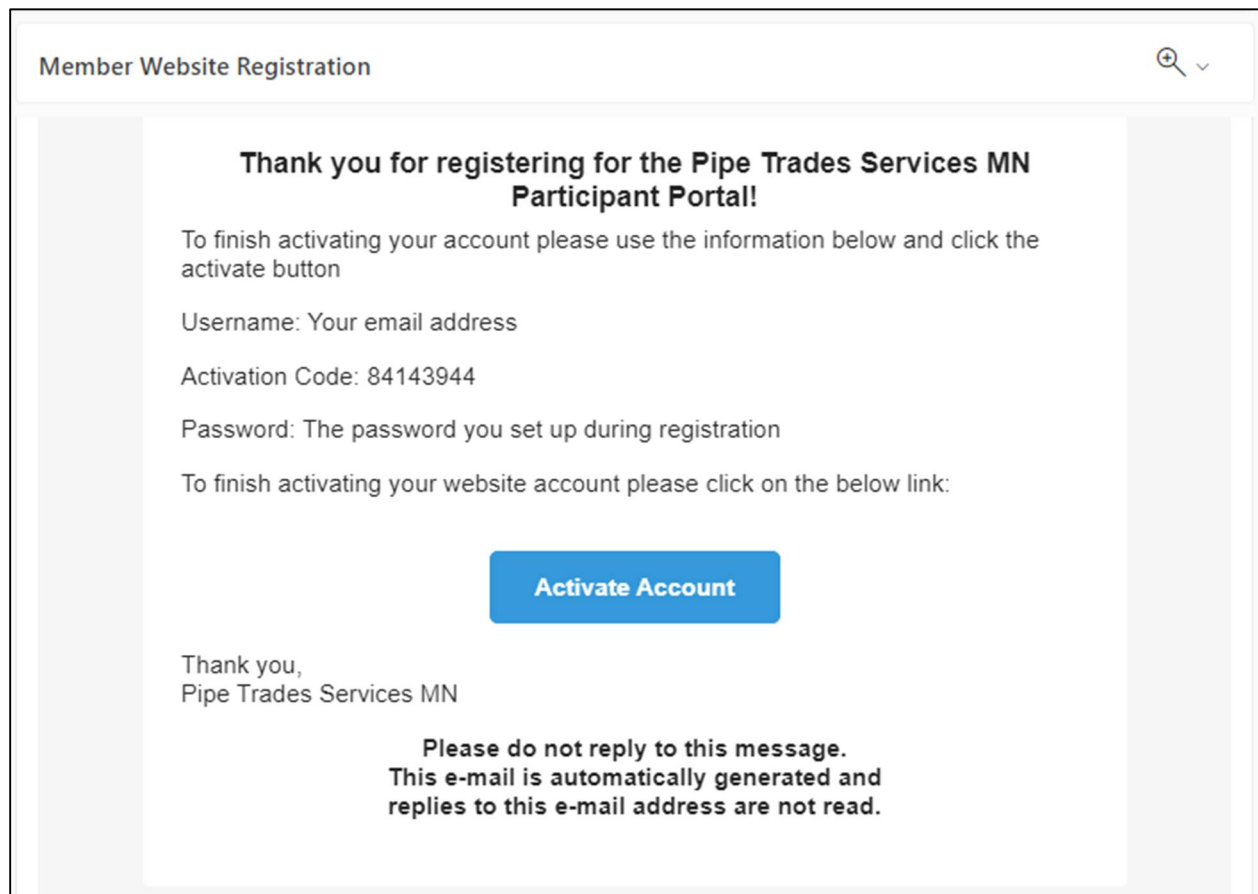
Provided by Fund Office

 Local Number



### Step 3: Find Activation Code

- An activation code will be sent to your email address
- Search for an email titled “Member Website Registration”
- Check your SPAM folder if needed for an email from *website@ptsmn.org*
- Write down Activation Code.
- Click on **ACTIVATE ACCOUNT**







## Step 4: Activate Account

- Click on each box and fill out the field
- Click on username. Your username is the email address you registered with.
- Click on password. Fill it in with password you registered with.
- Click on activation code. Fill it in with the code from your email.
- If all boxes are correct, you will be taken back to the Log in page.

If you have any issues, please contact the Fund Office at (651) 645-4540.

[Back to login](#)

## Account Activation

\* All fields are required and must be filled out

Username:

Your username is the email address you registered with

Password:

Activation Code:


The activation code was emailed to you when you created your account.

SUBMIT



## Step 5: Log In

- Congratulations! You may now log in to view your benefits.
- Click on username. Your username is the email address you registered with.
- Click on password. Fill it in with password you registered with.
- Click on **LOG INTO YOUR ACCOUNT**.



# Participant Login

Log in below to access your benefit information. If you do not have an account, click "Create Account."

Your username is the email you used to register.

[Reset Password](#)

**LOG INTO YOUR ACCOUNT**

[Create Account](#)